

Virtual Visit Appointment Instructions

1. Prior to your telehealth visit, you will receive a text and/or an email from CPA. This is your pre-registration process. Complete the Intake interview using the link in the text or the email and pay the co-pay/co-insurance that this due for the visit.
2. Prior to your appointment, you will receive a text from CPA with the link to your Telehealth appointment.
 - a. If you do not receive a text from us, please go to www.cpakids.com and click on "Connect to your Virtual Visit"

Preparing for your appointment:

1. Use a computer or device with camera and microphone

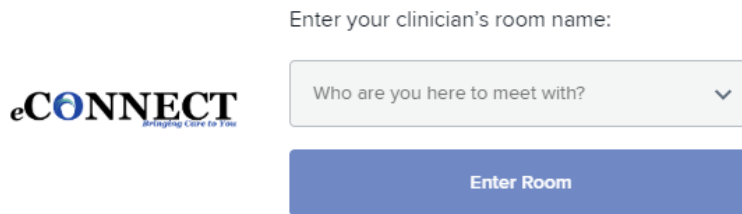


1. Click [here](#) ahead of your appointment time to check your connection
2. Go to cpakids.doxy.me to complete Virtual Visit
 - a. Find the clinician's name in the drop down list that you are scheduled with. This will take you to the virtual waiting room

Questions? Call 843-573-2535

Virtual Visit Appointment Instructions

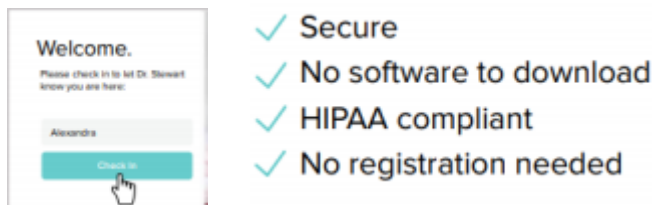
Enter your clinician's room name:



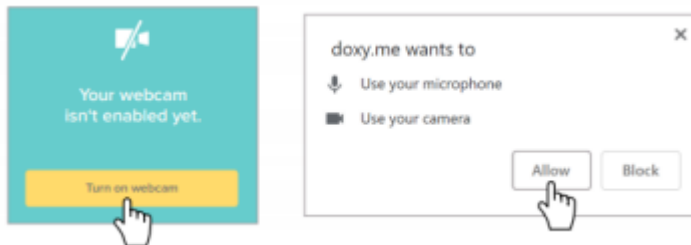
Who are you here to meet with? ▾

Enter Room

3. Type in your name and click check in



4. Allow your browser to use your webcam and microphone



5. Once in the waiting room, your provider will join you shortly to start the visit

Quick Tips:

- If you are scheduled for an ADHD med check, please ensure you collect the following vitals on your child prior to the appointment: weight, height, blood pressure (if available).
- For any suspected illness/fever, please ensure you collect a temperature on your child prior to their appointment.
- Telehealth is very much like a clinic visit. Set aside time to focus on the appointment with your child, have a list of questions that you would like answered and minimize any potential distractions or interruptions during the appointment time.

Questions? Call 843-573-2535